

# SALUDA SHOALS PARK TRAILS MAP



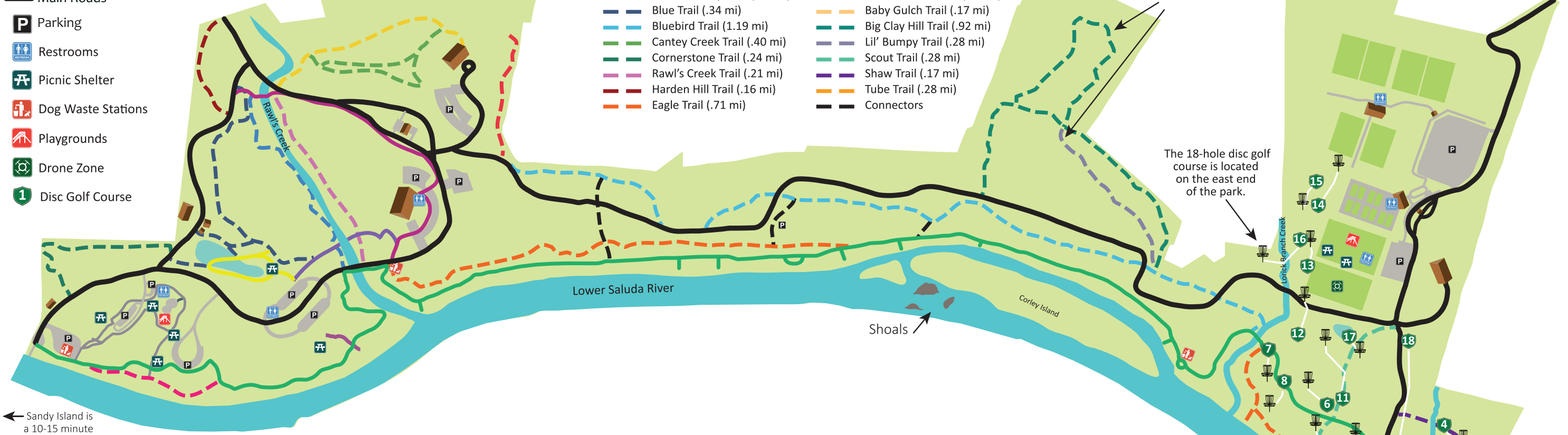
- Main Roads
- Parking
- Restrooms
- Picnic Shelter
- Dog Waste Stations
- Playgrounds
- Drone Zone
- Disc Golf Course

West Entrance  
5605 Bush River Road

- Paved Trails
- |                                  |                              |
|----------------------------------|------------------------------|
| Cattail Connector Trail (.17 mi) | Beaver Trail (.30 mi)        |
| Entrance Trail (.49 mi)          | Nature Trail (.17 mi)        |
| Greenway Trail (2.57 mi)         | River Center Trail (.28 mi)  |
| Wetland Loop Trail (.21 mi)      | Vulture Roost Trail (.19 mi) |
| Blue Trail (.34 mi)              | Baby Gulch Trail (.17 mi)    |
| Bluebird Trail (1.19 mi)         | Big Clay Hill Trail (.92 mi) |
| Cantey Creek Trail (.40 mi)      | Lil' Bumpy Trail (.28 mi)    |
| Cornerstone Trail (.24 mi)       | Scout Trail (.28 mi)         |
| Rawl's Creek Trail (.21 mi)      | Shaw Trail (.17 mi)          |
| Harden Hill Trail (.16 mi)       | Tube Trail (.28 mi)          |
| Eagle Trail (.71 mi)             | Connectors                   |

The Big Clay Hill & Lil' Bumpy trails are technical and can be difficult for bikers and runners.


East Entrance  
6071 St. Andrews Road



The 18-hole disc golf course is located on the east end of the park.


Sandy Island is a 10-15 minute paddle upriver.

## SALUDA SHOALS PARK TRAIL ETIQUETTE




### PERMITTED USES

These are multi-use trails. No motorized vehicles allowed on trails. Dog are permitted on a leash.




### LEAVE NO TRACE

Pet owners must pick up after their pets. Properly dispose of all waste. Leave what you find.



### SHARE THE TRAILS

Be considerate of fellow trail users. Always travel at safe speeds. Stay to the right except to pass. Announce yourself by saying "on your left" when passing from behind. Stop at all road crossings and yield to traffic. Don't block the trail.



### RESPECT WILDLIFE

Observe animals from a safe distance. Always yield to wildlife on the trails. Watch for wildlife crossing the road when driving. Never feed wildlife. Remember, this is their home.

**Seasonal Park Hours (subject to change)**  
Saluda Shoals park opens at 7:00 A.M. daily. Closing times vary by season. Please scan the QR code for park hours. *Closed Thanksgiving Day and Christmas Day.*

**Saluda Shoals Wetland Preserve**  
Guests can view and learn about the diverse species of birds, animals, and plants native to Saluda Shoals Park along the boardwalk. *No fishing in the Wetland Preserve please.*

**Saluda Splash**  
Saluda Splash is a zero-depth, interactive water playground. For hours and fees, scan the QR code.

**Fishing**  
Fishing is allowed along the riverbanks and in the creeks. Must have a current SC fishing license. Fishing supplies are not sold in the park.

**Saluda Shoals Park Passes**  
**Saluda Shoals Park Pass**  
This 12-month pass entitles access to Saluda Shoals Park during regular park hours.

**Fisherman's Pass**  
This 12-month pass provides 24-hour access to the park using a coded entry system.

**Barking Lot Pass**  
This 12-month pass provides access to a fenced, off-leash area for dogs. Visit [icrc.net](http://icrc.net) for policies.

**Kayaks/Tandem Kayaks**  
Rentals are available daily from 9:00 A.M.–4:00 P.M. All necessary equipment and shuttle is included. Distance from the upper to lower boat ramp is 1.7 miles. *Weather and river conditions permitting.* Please bring sunscreen and a dry bag for cell phone.

**Tubes (seasonal)**  
Rentals are available daily from 9:00 A.M.–3:00 P.M. All necessary equipment and shuttle is included. *Weather and river conditions permitting.* Please bring sunscreen and a dry bag for cell phone.

**Team Building/Low Ropes Challenge Course**  
Team building activities are available for both youth and adults. Call 803-213-2056 for information.

**Disc Golf**  
18-hole disc golf course is available for play on the east end of the park. Bring your own disc.

**Meeting Facility Rentals**

- The River Center offers 5,000 sf of meeting space for large and small gatherings.
- The Environmental Center has two classrooms, an auditorium, and outdoor deck.
- Picnic shelters throughout the park accommodate groups from 25 to 250.

Visit [www.icrc.net](http://www.icrc.net) or call 803-772-1228 for details.

**The Courts Tennis Center**  
The Courts features six clay and four hard surface courts for tournament and recreational play. For information and rentals, call 803-772-1228.

**The Fields**  
Saluda Shoals Park is home to six soccer, lacrosse, and multi-use fields for tournament and recreational play. For details call 803-772-1228.

**Leo's Landing Inclusive Playground**  
Located on the east end of the park, this four-acre universally inclusive playground is designed for children and adults of all abilities.

**Help Support Saluda Shoals Park**  
Donate to the Saluda Shoals Foundation by calling 803-213-2035 or visit [www.saludashoalsfoundation.org](http://www.saludashoalsfoundation.org).

**For More Information**  
Visit [www.icrc.net](http://www.icrc.net) or call 803-772-1228.

**Contact a Saluda Shoals Park Ranger**  
For assistance, park rangers can be reached at 803-479-9886.

#saludashoalspark  
Tag us! @saludashoalspark

